



CHILI APPRECIATION SOCIETY INTERNATIONAL, INC.

GENERAL INFORMATION AND INSTRUCTIONS

1. It is the responsibility of the cookoff chairman or promoter (you) to contact CASI to have a Referee assigned to your cookoff. (See rule V.A.4 on about page 7 of the rule book.) You may contact the Regional Referee responsible for the region in which your cookoff is to be held. A complete list of Regional Referees is available in the cookoff sanctioning packet received from CASI. If you cannot determine which region your cookoff will be in or if there is not a Regional Referee that you can reach, then you should contact the CASI Senior Referee for help in getting a Referee assigned to your cookoff: Bill Pierson, casitally1@comcast.net, 630-879-7934.
2. Cookoffs must be scheduled far enough in advance so that they may be advertised in the Terlingua Trails for at least one month before they are held. Since the Terlingua Trails is a monthly publication that comes out approximately around the 1st of every month and the cutoff date for getting items to the editor is about the 15th of the previous month, that usually means you need to have a two to two and one-half month lead time to get the advertisement in on time. For example, if your cookoff is scheduled for the 25th of March, it will need to be advertised in the February Terlingua Trails and it will need to be to the editor by the 15th of January.
3. A number of different forms are provided with this packet. Make copies as needed of each of the forms.
4. Make copies of Entrants List. These make it easier to keep up with your contestants. Encourage legibility and the use of Zip Codes. If you chose to use your own version of this form, it MUST contain complete addresses and Zip Codes.
5. You will need sufficient chili judging sheets so each judge will have one. Make extra copies for tallying the scores, etc. Have plenty available!
6. Make copies of Showmanship Judging Sheets. Use Continuation Sheets if you anticipate a large number of show teams.
7. Complete the Official Results Sheet, which contains the CASI sanctioning number assigned to your cookoff. Make sure everything is legible and Zip Codes are plainly readable.
8. Provide your CASI Referee, the ORIGINAL of the Official Results Sheet along with a complete copy of the Entrants List showing names, addresses & Zip Codes. Also provide the referee with a check or money order for the Chili Cookoff Registration Fee (CCRF) plus the Cookoff Sanctioning Fee (CSF). The CCRF is always \$25.00 and the CSF is equal to \$4.00 for each of the cooks registered in your CASI sanctioned cookoff. These will be mailed by the Referee to the CASI TallyMaster at the address in the heading of this form. Complete package (Official Results Sheet, Name & Address Lists, and Check) must be received within one month of cookoff date for sanctioning.
9. Make a copy of the Official Results Sheet and the Entrants List for your CASI Referee to keep for their records.
10. If for any reason your cookoff does not occur (rescheduled or canceled), or if there are not enough cooks for it to be sanctioned (normally 15 are required, 25 at Regionals and Internationals) please notify the CASI TallyMaster and your CASI Referee.

(Remember - Legibility and Zip Codes are Chili Virtues!)



<p>For CASI Use Only</p> <p>=====</p> <p>Chk/M.O.# _____ Amt. _____</p> <p>CCRF Rcvd. - Yes () No () - Prepaid ()</p> <p>Date Rcvd. _____</p> <p>Date Logged _____ Init. _____</p>	<p>Chili Cookoff Identification Information</p> <p>=====</p> <p>Date: _____ Event Number: _____</p> <p>Name of Cookoff: _____</p> <p>Location: _____</p>
---	--

AQ - Yes

AQ Type: _____

CASI – CHILI APPRECIATION SOCIETY INTERNATIONAL, INC.

OFFICIAL RESULTS SHEET

CHILI WINNERS

1. HEAD COOK _____
ADDRESS _____
City-State-Zip _____
2. HEAD COOK _____
ADDRESS _____
City-State-Zip _____
3. HEAD COOK _____
ADDRESS _____
City-State-Zip _____
4. HEAD COOK _____
ADDRESS _____
City-State-Zip _____
5. HEAD COOK _____
ADDRESS _____
City-State-Zip _____

6. HEAD COOK _____
ADDRESS _____
City-State-Zip _____
7. HEAD COOK _____
ADDRESS _____
City-State-Zip _____
8. HEAD COOK _____
ADDRESS _____
City-State-Zip _____
9. HEAD COOK _____
ADDRESS _____
City-State-Zip _____
10. HEAD COOK _____
ADDRESS _____
City-State-Zip _____

SHOWMANSHIP WINNERS

1. TEAM NAME _____
TEAM CAPTAIN _____
ADDRESS _____
City-State-Zip _____
2. TEAM NAME _____
TEAM CAPTAIN _____
ADDRESS _____
City-State-Zip _____
3. TEAM NAME _____
TEAM CAPTAIN _____
ADDRESS _____
City-State-Zip _____

CASI INFORMATION & STATISTICS

- *Cookoff Charity _____
- *Approximate Amount Raised for Charity _____
- *Approximate Crowd _____
- *Number of Chilis Judged _____

Please Mail **ORIGINAL** of this completed Results Sheet along with a complete list of cooks with their addresses and a check that covers:

\$4.00 per cook (___) cooks times \$4 = (\$ _____)
 Plus Cookoff Registration Fee ===== (\$ **25.00**)
 TOTAL amount sent to CASI ===== (\$ _____)

Mail all completed forms to: CASI TallyMaster – 1201 S Rainbow Ranch Road – Wimberley TX 78676-6055

NOTE: Complete package (Results Sheet, Entrants Lists, and fees) must be received within one month of the cookoff date for sanctioning.

Referee Name (Print) _____ Referee Signature: _____ Referee Phone #: _____

Referee Email _____



Chili Cookoff Identification Information

Date: _____ Event Number: _____
 Name: _____
 Location: _____

CHILI APPRECIATION SOCIETY INTERNATIONAL, INC. OFFICIAL CHILI COOK ENTRANTS LIST

Head Cook _____
 Address _____
 City-State-Zip _____
 Phone/Email _____
 Chili Name _____

Head Cook _____
 Address _____
 City-State-Zip _____
 Phone/Email _____
 Chili Name _____

Head Cook _____
 Address _____
 City-State-Zip _____
 Phone/Email _____
 Chili Name _____

Head Cook _____
 Address _____
 City-State-Zip _____
 Phone/Email _____
 Chili Name _____

Head Cook _____
 Address _____
 City-State-Zip _____
 Phone/Email _____
 Chili Name _____

Head Cook _____
 Address _____
 City-State-Zip _____
 Phone/Email _____
 Chili Name _____

Head Cook _____
 Address _____
 City-State-Zip _____
 Phone/Email _____
 Chili Name _____

Head Cook _____
 Address _____
 City-State-Zip _____
 Phone/Email _____
 Chili Name _____

Head Cook _____
 Address _____
 City-State-Zip _____
 Phone/Email _____
 Chili Name _____

Head Cook _____
 Address _____
 City-State-Zip _____
 Phone/Email _____
 Chili Name _____

Head Cook _____
 Address _____
 City-State-Zip _____
 Phone/Email _____
 Chili Name _____

Head Cook _____
 Address _____
 City-State-Zip _____
 Phone/Email _____
 Chili Name _____

Head Cook _____
 Address _____
 City-State-Zip _____
 Phone/Email _____
 Chili Name _____

Head Cook _____
 Address _____
 City-State-Zip _____
 Phone/Email _____
 Chili Name _____

Head Cook _____
 Address _____
 City-State-Zip _____
 Phone/Email _____
 Chili Name _____

Head Cook _____
 Address _____
 City-State-Zip _____
 Phone/Email _____
 Chili Name _____



Chili Cookoff Identification Information	
Date: _____	Event Number: _____
Name: _____	
Location: _____	

**CHILI APPRECIATION SOCIETY INTERNATIONAL, INC.
OFFICIAL SHOW TEAM ENTRANTS LIST**

Team Name _____
Team Captain _____
Address _____
City-State-Zip _____
CASI Entrant _____
Team Number _____

Team Name _____
Team Captain _____
Address _____
City-State-Zip _____
CASI Entrant _____
Team Number _____

Team Name _____
Team Captain _____
Address _____
City-State-Zip _____
CASI Entrant _____
Team Number _____

Team Name _____
Team Captain _____
Address _____
City-State-Zip _____
CASI Entrant _____
Team Number _____

Team Name _____
Team Captain _____
Address _____
City-State-Zip _____
CASI Entrant _____
Team Number _____

Team Name _____
Team Captain _____
Address _____
City-State-Zip _____
CASI Entrant _____
Team Number _____

Team Name _____
Team Captain _____
Address _____
City-State-Zip _____
CASI Entrant _____
Team Number _____

Team Name _____
Team Captain _____
Address _____
City-State-Zip _____
CASI Entrant _____
Team Number _____

Team Name _____
Team Captain _____
Address _____
City-State-Zip _____
CASI Entrant _____
Team Number _____

Team Name _____
Team Captain _____
Address _____
City-State-Zip _____
CASI Entrant _____
Team Number _____

Team Name _____
Team Captain _____
Address _____
City-State-Zip _____
CASI Entrant _____
Team Number _____


Team Name _____
Team Captain _____
Address _____
City-State-Zip _____
CASI Entrant _____
Team Number _____



1 _____
2 _____
3 _____
4 _____
5 CHILI APPRECIATION SOCIETY INTERNATIONAL, INC

6 OFFICIAL CHILI JUDGING SHEET


7 WELCOME TO A CASI CHILI JUDGING TABLE

8  Fine chili should look good, smell good, and taste good! Accordingly, each cup
9 of chili is to be judged on five (5) criteria to arrive at one whole number score of
10 1 to 10, with 10 being the highest. The five criteria are:


11 AROMA - RED COLOR – CONSISTENCY – TASTE - AFTERTASTE


12  Judge each chili on its own merit. Make your decision the first time because the
13 chili cannot be re-tasted after it has been passed.


14  Use a new spoon for each taste.

15  Pace yourself because you will have several chilis to judge.

16  Cleanse your palate between tasting each different chili.

17  Place your score on the score sheet blank, which corresponds to the judging
18 number marked on the exterior of the cup you are judging. Keep your sheet
folded when not entering scores.

19  Do not talk to your fellow judges about chili or compare notes or scores during
20 the judging. If you do, you will be asked to leave the judging area and your
score sheet will be disregarded.

21  When done, check your score sheet for correctness and legibility. The scores
22 from the judges will determine the winners.

23  If you have FOOD ALLERGIES, please advise your table monitor.

24  If you have any questions, please ask your table monitor.

25 All of the chili cooks and cookoff officials appreciate your interest in judging for this
26 cookoff. Thank you very much for your help.

27 May Chiligula Bless Your Day and Your Journey Home!

28 Table # _____ Judge's Name (Print) _____

29 Judge's Signature _____
30 _____



CHILI APPRECIATION SOCIETY INTERNATIONAL, INC

PAGINA OFICIAL PARA JUZGAR EL TAZÓN DE CHILI

BIENVENIDOS A LA MESA DE JUZGAMIENTO DEL TAZÓN DE CHILI

Un buen chili debe verse bien, oler bien y saber bien! Cada tazón de chili debe juzgarse basado en cinco (5) características, mediante las cuales se le calificara con una puntuación comprendida del 1 al 10. Las cinco características son las siguientes:

AROMA – COLOR ROJO – CONSISTENCIA – SABOR – DURACION DEL SABOR

Cada chili calificará por su propio mérito. Haga su decisión la primera vez porque el chile debe probarse una sola vez.

Deberá usarse una sola cuchara con cada tazón.

Tómese el tiempo necesario porque son varios chilis los que se habrán de calificar.

Deberá limpiarse el paladar con refresco o bocadillo entre cada probada de chili.

Apunta su calificación en el número que corresponda al tazón, mismo que encontrarás a la izquierda de la hoja. La hoja deberá permanecer doblada cuando no se esté calificando.

No deberá comentarse con los demás jueces acerca del chili o comparar calificaciones. Aquel que lo haga será separado de la mesa y su hoja será descalificada.

Cuando termine, verifique su hoja por si hubiese alguna corrección que hacer. Se semuaran las calificaciones de todos los jueces para determinar el ganador.

Si ALERGIAS de comida avise jefe de su mesa.

Si tiene alguna pregunta que hacer, recurra a su monitor.

Todos los cocineros y los oficiales del evento aprecian su interés en ser juez de este evento. Muchísimas gracias por su asistencia.

Que Dios los vendiga, especialmente en el viaje para su hogar!

Mesa: _____ Nombre del Juez: _____

Firma: _____



CHILI APPRECIATION SOCIETY INTERNATIONAL, INC.

OFFICIAL SHOWMANSHIP JUDGING SHEET

You, as a showmanship judge, must remain anonymous during the judging period. Judge in such a way that the teams do not know that you are a judge. If you have any questions, refer them to the Head Show Judge. When filling out this judging sheet, do so where you cannot be seen. Also, when you write down any notes for your judging, do so in a manner that will not be observed.

- 👤 Showmanship will be judged on:
 - Theme
 - Costume
 - Booth Set-Up
 - Action
 - Audience Appeal

- 👤 Judging will be on a continuous basis throughout the time limit. Judging may be at site or while the team is traveling around.
- 👤 Showmanship by teams will be limited so as not to interfere with other contestants.
- 👤 Amplification may be used with limited volume so as not to interfere with surrounding contestants. Decisions of volume shall be at the discretion of the official monitoring this particular cookoff. Failure to comply with an official's request can result in disqualification. Any team disqualified will be notified immediately.
- 👤 Disqualification will result for any contestant discharging firearms or using any other explosive noise producing pyrotechnics.
- 👤 Nudity and lewdness are banned from showmanship. Intentional use by any contestant will result in disqualification.
- 👤 Showmanship judging will be on a 1 to 10 point system using the five categories as the criteria for determining your final score.
- 👤 Use Continuation sheet for additional teams or notes. Use more sheets if needed.

Mark your final scores at _____ and turn it in to _____. All of the show teams and the cookoff officials appreciate your interest in judging for this cookoff. Thank you very much for your help.

Team Name/No.	Notes	Final Score

Judge's Name (Print) _____ Signature _____

CASI



CASI - CHILI APPRECIATION SOCIETY INTERNATIONAL, INC.

**Official Computer Tally Results Sheet
(For use when a printer is not available)**

Enter Table Letter:	
	Preliminaries
	Intermediates
	Quarter Finals
	Semi-Finals
	Elimination
	Finals

Top Ten Chilis			
Position	Cup#	Points	Tie Flag
1			
2			
3			
4			
5			
6			
7			
8			
9			
10			

Chilis 11 thru 20			
Position	Cup#	Points	Tie Flag
11			
12			
13			
14			
15			
16			
17			
18			
19			
20			

CASI CUP TICKETS

Instructions for Use

Place the CASI ticket with the perforations (Figure 1 "C") down, near the bottom of the cup, with the number and "Chili Cookoff" inscription facing out away from the cup. Fold the cover flap over the number at the scoring. Cut an even piece of tape (gray duct tape works well) about four and one-half inches long. Place tape over part of the marker and cover flap so that the sides and bottom are sealed by the tape. (Top is sealed by the bend at the scoring.) (See Figure 2 below.)

Some contestants are "superstitious" and do not want to know their cup numbers. You may fold along the short end scoring to conceal the contestant's part of the number. (See "B" in Figure 1.)

Contestants should separate their own cup tickets, either when they sign their names or when they turn in their chili. This ensures that the proper name strip is matched with the cup in hand.

Cups made in this way may be kept stacked and sleeved for long periods of time or for transportation without the lids on them. Also, they will be less likely to be damaged or marked, and they will be a lot less bulky than if they had their lids on and were contained loose in a big trash bag or box.

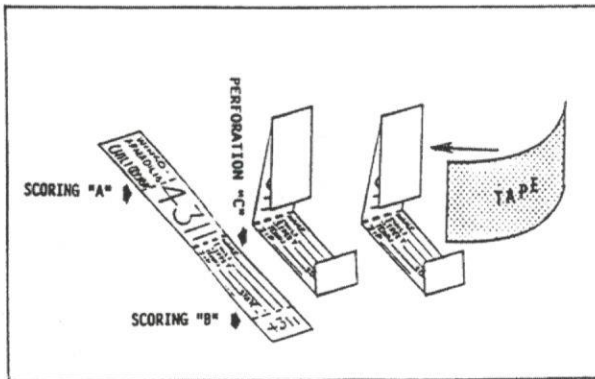


Figure 1.

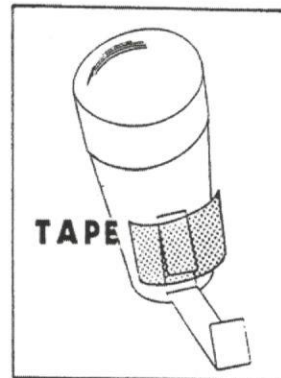


Figure 2.

CASI



Chili Appreciation Society International, Inc.

Chili Cookoff Insurance:

If you require an insurance certificate for your cookoff, please do the following:

**Email: Brian Spencer
CASI Executive Director
BrianCasiED@casichili.net**

Your information must include:

Name of the cookoff - Date of the cookoff

Location/Address - Who is the certificate holder (venue)

**If you need to add names to this certificate, other than CASI,
there will be a \$35.00 fee for each additional name**

Who and Where to fax or mail the certificate



WARNING

Food Allergy Hazard !!

BEFORE TASTING,

ask each cook if the food contains ingredients to which you are allergic.